



Thematic focus: Climate change

Emissions and Adaptation Gaps: Can we bridge the cracks in climate policy?

On May 9, 2013, the daily mean concentration of atmospheric carbon dioxide (CO₂) at Mauna Loa Observatory in Hawaii surpassed 400 parts per million — the highest recorded level since measurements began in 1958 (Figure 1). Since then, seasonally corrected monthly mean concentrations of CO₂ have continued to rise. The emissions gap — the difference between the emissions reductions pledged by parties to the United Nations Framework Convention on Climate Change (UNFCCC), and the reductions needed to stay within two degrees Celsius (2°C) warming — is increasing. With it, the adaptation gap — the difference between the level of funding and the capacities needed for adaptation and the amount committed to the task — is also increasing¹. In order to bridge these gaps, it is critical to fill holes in funding, knowledge, technology, capacity and trust.

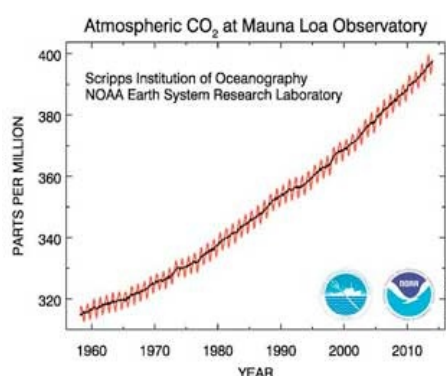


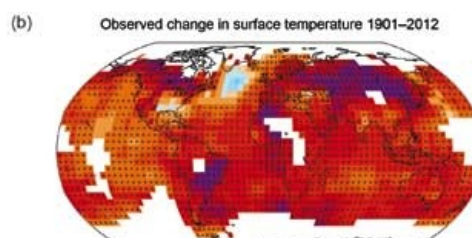
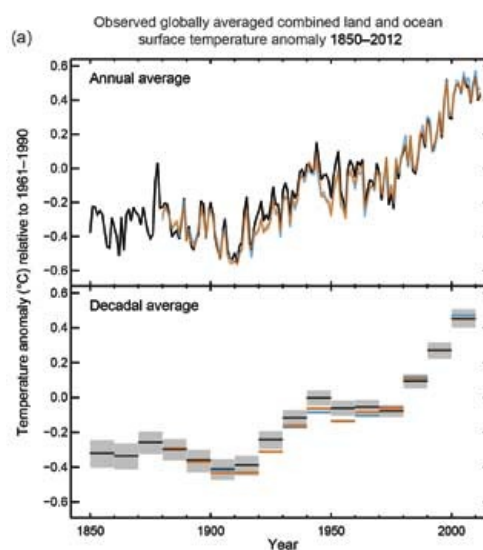
Figure 1: Increasing levels of atmospheric CO₂ (Source: Tans and Keeling, 2014).

[Full Size Image](#)

Why is this issue important?

According to the recently released IPCC Fifth Assessment Report, land and ocean surface temperatures have increased globally by nearly 1°C since 1901 (0.89°C global average), mainly as a result of anthropogenic activities. However, in parts of Africa, Asia, North America and South America, surface temperatures rose by up to 2.5°C from 1901 to 2012 (Figure 2). Urban areas have also seen heightened increases in temperature, as altered storage and transfer of heat, water and airflow result in urban heat islands. Although a recent slowdown in surface warming has been observed, probably as a result of cooling of the Pacific because of stronger trade winds, rapid warming is expected once wind trends abate (England et al., 2014). The IPCC predicts that a global mean temperature change of +0.3 to +0.7°C is likely between 2016 to 2035 (IPCC, 2013).

At the UN climate talks in 2010, during the 16th session of the Conference of the Parties to the UNFCCC, governments committed to "a maximum temperature rise of 2°C above pre-



industrial levels." The world clearly sits at a critical juncture — appearing increasingly unlikely to meet this target. As governments work toward a universal climate agreement, it is vital to review what steps need to be taken to stay within 2°C of warming, and identify any gaps in policy and action.

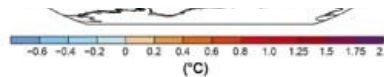


Figure 2: Observed annual and decadal global mean surface temperature anomalies from 1850 to 2012 and map of the observed surface temperature change from 1901 to 2012 (Source: IPCC, 2013).

[Full Size Image](#)

What are the findings?

Necessary Action

In order to have a "probable" chance of staying within 2°C, the following are critical:

(1) Global emissions must peak before 2020. Emission levels at that time have to be in the range of 41 to 47 gigatonnes of CO₂ equivalent (GtCO_{2e}) (UNEP, 2012; Guivarch and Hallegatte, 2013; Rogelj et al., 2013a).

(2) Emissions must steeply decline after 2020 — decreasing to 40 GtCO_{2e} by 2025, to 35 GtCO_{2e} by 2030 and 22 GtCO_{2e} by 2050 (UNEP, 2013). In fact, many projections assume negative emissions in the second half of this century (Peters et al., 2013; Guivarch and Hallegatte, 2013). This means that on a global basis, more greenhouse gases are taken up from the atmosphere by deliberate actions than emitted by anthropogenic sources (UNEP, 2012).

The ability to achieve the above depends on actions such as limiting the growth of energy demand, improving energy efficiency, increasing use of renewable energy and finding means to minimize emissions from land-use change, for example, by ensuring low-carbon agriculture. Further, to achieve large-scale negative emissions later in the century, it might also be necessary to develop technologies such as Carbon Capture and Storage (CCS) (GEA, 2012; Rogelj et al., 2013b). Currently, such technology is fraught with controversy and remains immature and economically unviable (APS, 2011; Van Viet et al., 2012; UNEP, 2012; IPCC, 2005). The potential environmental impacts and trade-offs along the life cycle need to be further explored. Thus, widespread and immediate implementation of general mitigation efforts remains critical (Rogelj et al., 2013b). "The longer that decisive mitigation efforts are postponed, the higher the dependence on negative emissions in the second half of the 21st century to keep the global average temperature increase below 2°C" (UNEP, 2013).

The Emissions Gap

Fortunately, there are some signs of progress in the above-mentioned areas. In 2012, the annual rate of global CO₂ emissions slowed, increasing by only 1.1 per cent compared with 2.7 per cent over the past decade (Olivier et al., 2013). This reflects a shift toward fewer fossil-fuel-intensive activities and more use of renewable energy and energy savings (Olivier et al., 2013). Indeed, in 2011 and 2012, total renewable power capacity worldwide grew by 8.5 per cent (Hare et al., 2013). Legislative progress has also been made. For example, a review of 33 countries identified 116 laws, out of 286, related to energy demand, and 156 laws about energy supply (GLOBE International, 2013). Twenty-eight out of 33 countries also had laws related to adaptation.

However, more action needs to be taken. For example, despite the growth in renewable energy, 60 per cent of the world's energy production is still based on fossil fuels. Coal-fired energy generation rose by an estimated 6 per cent from 2010 to 2012, and continues to grow faster than other energy sources on an absolute basis (IEA, 2013). As Christiana Figueres, the executive secretary of the UNFCCC, stresses: "The door is closing fast because the pace and scale of action is simply not yet enough" (UN News, 2012).

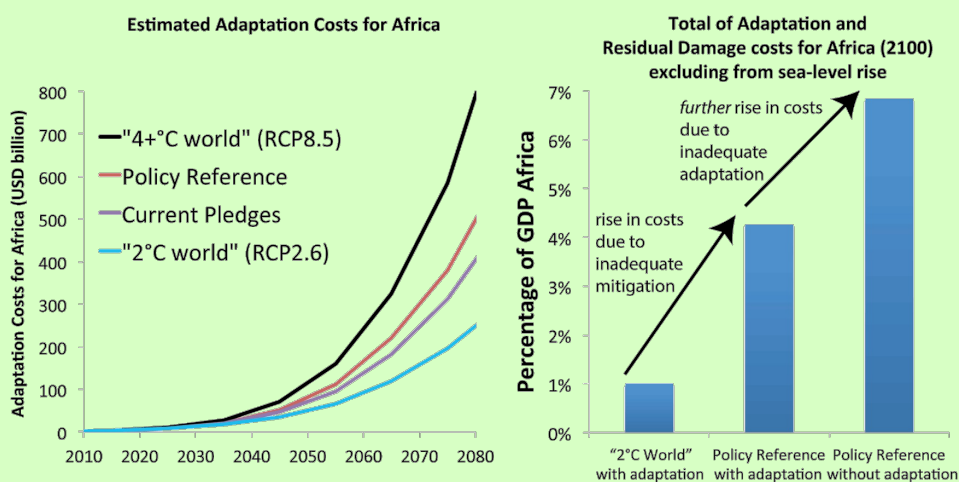
According to *The Emissions Gap Report 2013*, global greenhouse gas emissions are estimated at 50.1 GtCO₂ (with a 95 per cent uncertainty range of 45.6 to 54.6). This is already 14 per cent higher than the median estimate (44 GtCO₂) of the 2020 emission level with a probable chance of meeting the 2°C target. Even if current emissions reduction pledges are fulfilled, greenhouse gas emissions in 2020 will be 8 to 12 GtCO₂ above the level required to remain on the least-cost pathway to 2°C (UNEP, 2013). There is thus a significant emissions gap — the difference between emissions levels if pledges are met and emissions levels that offer a likely chance of staying within two degrees of warming. With some countries currently backtracking on pledges or making negative legislative progress (Hare et al., 2013; Olivier et al., 2013), the emissions gap is only likely to widen.

The Adaptation Gap

Box 1. Africa's Adaptation Gap

Africa is a "vulnerability hot spot" for climate change, with limited adaptive capacity due to high levels of poverty (IPCC, 2013). With two degrees of warming, total crop production could be reduced by 10 per cent in Sub-Saharan Africa, and the undernourished population could increase by at least 25 per cent by 2050 (World Bank, 2013). If warming exceeds three degrees, virtually all of the present maize, millet and sorghum cropping areas across Africa could become unviable (Schaeffer et al. 2013b). Sub-Saharan Africa's greatest adaptation needs include water supply, coastal zone protection, infrastructure and agriculture. In the Middle East and North Africa, adaption costs include infrastructure and coastal zone protection, as well as disaster risk reduction.

According to *Africa's Adaptation Gap Report*, traceable funding disbursed in Africa for climate change adaptation for the years 2010 and 2011 amounted to US \$743 million, through bilateral channels, and US \$454 million, through multilateral channels. However, adaptation costs are expected to range between US \$7 billion and US \$15 billion a year by 2020. To meet these costs, funds disbursed annually need to grow at an average rate of 10 to 20 per cent a year from 2011 to the 2020s. If warming reaches 3.5 to 4°C, adaption costs in Africa could total US \$50 billion by 2050 and US \$350 billion by the 2070s (Schaeffer et al., 2013b). Funds would further have to be scaled up by as much as 10 per cent each year from 2020 onwards (Schaeffer et al., 2013b).



Estimated Adaptation costs for Africa according to different scenarios. Costs are lowest if adequate mitigation efforts are taken (i.e. if the emissions gap is closed). Adaptation costs increase with increasing temperatures. (Source: Schaeffer et al., 2013b).

[Full Size Image](#)

However, there is no clear agreed pathway to provide these resources. "Africa cannot risk failure of implementing serious adaptation measures, especially with Africa's predicted population rise of two billion by 2050 and the current ecosystem degradation trajectory," says Dr. Terezya L. Huvisa, minister of state for the environment in the United Republic of Tanzania. "An African Adaptation Programme to Climate Change would allow the continent to pool its resources, avoid duplication of efforts and co-ordinate responses and knowledge sharing," she says.

As the emissions gap grows, the adaptation challenge becomes larger and costlier, and not in a linear manner. "Adaptation deficits," barriers and limits threaten future development (Preston et al., 2013; Kates et al., 2012; Schipper, 2007). Irreversible loss and damages are already occurring (Warner et al. 2012).

Developing countries' adaptation needs are believed to cost in the range of US \$100 billion a year (UNFCCC, 2007; World Bank, 2010) but might reach US \$450 billion a year (Caravani et al., 2013). By comparison, the funds made available by the major multilateral funding mechanisms that generate and disperse adaptation finance add up to a total of around US \$3.9 billion to date (UNEP, 2013). Precise estimates of the available funding are difficult to obtain due to donor classifications and unclear or nonexistent tracking (Nakhouda et al., 2013). Regardless of the specifics, it is clear that significantly more funding is needed. The world is facing an adaptation gap — the gap between the levels of funding and capacities needed for adaptation, and the level of funding actually committed to the task.

What are the implications for policy?

A variety of measures can be taken to help bridge the emissions and adaptation gaps.

According to *The Emissions Gap Report 2013* (UNEP, 2013), "strict accounting rules for national mitigation action could narrow the gap by 1-2 GtCO₂." Such rules would help standardize how to quantify and report greenhouse gas reductions from climate change mitigation actions. "In addition, moving from unconditional to conditional pledges could narrow the gap by 2-3 GtCO₂, and increasing the scope of current pledges could further narrow the gap by 1.8 GtCO₂. These three steps can bring us halfway to bridging the gap," the report says.

Additional savings can be made from changes in agriculture and land use. A variety of techniques, including use of no-tillage practices, improved nutrient and water management, and agroforestry can be used to reduce greenhouse gas emissions (UNEP, 2014). Policies promoting sustainable consumption and production (SCP) across sectors can further help reduce environmental impacts. The 10-Year Framework of Programmes on SCP is an opportunity to introduce SCP approaches into national policy.

The Emissions Gap Report also notes that international co-operation on initiatives such as renewable energy, energy efficiency, fossil fuel subsidy reform, methane and other short-lived climate pollutants outside of commitments under the UNFCCC can be used to achieve additional emissions reductions (UNEP, 2013). A recent study claims that there is a greater than 66 per cent likelihood of staying within two degrees of global warming, while also providing universal access to modern energy services, if the share of renewable energy is doubled and the rate of improvement in energy efficiency is doubled. These are the objectives of the UN Sustainable Energy for All initiative (Rogelj et al., 2013b). To meet them, Rogelj et al. (2013b) state that global investment in the energy sector will have to increase 67.7 per cent — to an average of US \$1,620 billion a year in 2030. Changes in behaviour and lifestyles, at the country level and within communities, also remain important dimensions of the transformation of energy systems.

Greater research and information can help bridge the adaptation gap. "Assessing the extent of the adaptation gap is a challenge. Whereas carbon dioxide and its equivalents provide a common metric for quantifying the emissions gap, we lack a comparable metric for quantifying the adaptation gap and assessing the impacts of efforts to close it. While the emissions gap indicates the quantity of greenhouse gas emissions that need to be abated, the adaptation gap could measure vulnerabilities which need to be reduced but are not accounted for in any funded programme for reducing adaptation risks" (UNEP, 2013).

Developing countries completed submission of National Adaptation Programmes of Action (NAPAs) at the 19th Conference of Parties to the UNFCCC in Warsaw. NAPAs highlight urgent and immediate adaptation priorities and projects, as identified by the countries themselves. Information on adaptation needs for different development pathways and emissions scenarios will help policy makers understand the economic costs and political consequences of the adaptation gap. The national adaptation plan (NAP) process, established under the Cancun Adaptation Framework (CAF), will help identify medium- and long-term adaptation needs, enabling the development of strategies and programmes to address those needs. Evaluating the effectiveness of various adaptation interventions (e.g. improved access to and ownership of assets, knowledge and information; and effective institutions and governance systems) performed at different scales will also be critical for sound decision making.

Ultimately, the capacity to take adaptive action — such as restoring coastal ecosystems to counter the effects of sea-level rise or strengthening early-warning systems — depends on access to adaptation funding. New finance for adaptation can be raised from the private sector, but must be combined with public finance and development co-operation more broadly (Atteridge, 2011). In addition to greater funding, there is a need for greater financial reporting by donors and verification of use of funds by recipients. Donors are challenged to ensure that new and additional funding reaches the most vulnerable countries and populations. In turn, recipient countries must ensure financing is used effectively and equitably, a challenge given differing institutional capacities (Caravani et al., 2013). Improved transparency of climate finance will help better evaluate the size of the adaptation gap. A high-level body for co-ordination or a standardized framework for accessing and reporting on funding would go a long way to ensuring countries meet their commitments and deliver climate finance in a spirit of mutual accountability.

Ultimately, an effective response to climate change will depend on creating conditions for international collective action (Stern, 2006). Increasingly, we are facing a political commitment gap, with a major risk of downward spiral in ambition and a retreat from action (Hare et al., 2013). In order to reach the 2°C target, it will be necessary to reproduce on a global scale, over several decades, the highest rates of emissions reductions ever observed. Another obstacle to progress is the trust gap between developed and developing countries (Schaeffer et al., 2013a). As the Commission on Climate Change and

Development stated in 2009: "Those who do not trust one another to keep commitments can rarely negotiate successfully, especially on something as complex as a post-Kyoto climate framework."

The world sits at a critical juncture. Urgent and widespread action is needed in order to meet climate targets. Otherwise, it will be impossible to stay within 2°C. As Peters et al. (2013) write: "Unless large and concerted global mitigation efforts are initiated soon, the goal of remaining below 2 degrees will very soon become unachievable." Rogelj et al. (2013a) conclude that "the likelihood of limiting warming to less than 2°C is essentially zero (0.1%)." And a World Bank report (2012) states that in the absence of further mitigation, there is a 40 per cent chance of exceeding 4°C warming.

These bleak statements should not dampen enthusiasm for action, but must be a rallying cry for rapid response. As the likelihood of staying within a 2°C warming decreases, necessary adaptation measures and costs increase. The link between the emission and adaptation gaps further re-emphasizes the conclusion that "the benefits of strong, early action on climate change outweigh the costs" (Stern, 2006). Our ability to make progress is limited by a variety of gaps related to knowledge, technology, finance and capacity. But the trust and political will needed to bridge the emissions and adaptation gaps must grow from the certainty that only concerted global action will be sufficient to address climate change.

¹ A variety of different definitions exist. According to *The Emissions Gap Report 2013* (UNEP 2013), "the adaptation gap could measure vulnerabilities which need to be reduced but are not accounted for in any funded programme for reducing adaptation risks. Alternatively, it could estimate the gap between the level of funding needed for adaptation and the level of funding actually committed to the task... The concept of the adaptation gap is in line with the IPCC's Working Group II's use of the term adaptation deficit, which is used to describe the deficit between the current state of a country or management system and a state that would minimize the adverse impacts of current climate conditions."

Acknowledgement

Writer: Zinta Zommers^a

Production and Outreach Team: Anna Stabrawa^a, Arshia Chander^b, Ashbindu Singh^c, Charles Sebuokeera^d, Erick Litswa^e, Kim Gese^f, Lindsey Hammar^g, Michelle Anthony^h, Reza Hussainⁱ, Tejaswi Giri^j, Theuri Mwangi^k and Zinta Zommers^a

Special thanks to Lindsey Hammar^g, Peter Gilruth^h, Keith Alversonⁱ, Stuart Crane^j, Anne Olhoff^k, Djaheezah Subraty^l, Llorenç Mlà i Canals^m, Ma Turnerⁿ, Richard Munang^o, for their valuable comments, input and review, and Shelley Robertson^p for copy editing.

^a UNEP/DEWA-Nairobi, ^b UNEP/DEWA/GRID-Sioux Falls, ^c UNEP/DEPI-Nairobi, ^d UNEP Risø Centre-Danish Technical University Denmark, ^e UNEP/DTIE-France, ^f UNEP Regional Support Office -Nairobi, ^g UNEP Regional Office for Africa, Nairobi; ^h Munk School of Global Affairs, University of Toronto.

References

- APS, 2011. Direct Air Capture of CO₂ with Chemicals: A technology assessment for the APS Panel on Public Affairs. American Physical Society. www.aps.org/policy/reports/assessments/upload/dac2011.pdf (Accessed 12.12.13).
- Atteridge, A., 2011. Will Private Finance Support Climate Change Adaptation in Developing Countries? Historical Investment Patterns as a Window on Future Private Climate Finance. Stockholm Environment Institute, Working Paper 2011. <http://www.sei-international.org/mediamanager/documents/Publications/SEI-WorkingPaper-Atteridge-WillPrivateFinanceSupportClimateChangeAdaptationInDevelopingCountries-2011.pdf> (Accessed 12.12.13).
- Caravani, A., Barnard, S., Nakhoda, S., Schalatek, L., 2013. Climate Finance Thematic Briefing: Adaptation Finance. ODI Climate Funds Update. <http://www.odi.org.uk/sites/odi.org.uk/files/odi-assets/publications-opinion-files/8674.pdf> (Accessed 12.12.13).
- England, M., McGregor, S., Spence, P., Møhl, G., Timmermann, A., Cai, W., Sen Gupta, A., McPhaden, M., Purich, A., and Santoso, A., 2014. Recent intensification of wind-driven circulation in the Pacific and the ongoing warming hiatus. *Nature Climate Change* 4, 222-227. doi:10.1038/nclimate2106.
- GEA, 2012. *Global Energy Assessment — Toward a Sustainable Future*. Cambridge University Press and International Institute for Applied Systems Analysis, Cambridge.
- GLOBE International. 2013. *Climate Legislation Study: A Review of Climate Change Legislation in 33 Countries*. Third Edition. Edited by Terry Townshend, Sam Fankhauser, Rafael Aybar, Murray Collins, Tucker
- Landesman, Michal Nachmany and Carolina Pavese. http://cdkn.org/wp-content/uploads/2013/01/3rd_GLOBE_Report-1.pdf (Accessed 12.12.13).
- Guivarch, C., Hallegatte, S., 2013. 2°C or not 2°C? *Global Environmental Change*. 23 (1), 179-192.
- Hare, B., Rocha, M., Jeffrey, G., Rogelj, J., Schaeffer, M., Warszawski, L., Vieweg, M., Baxter, C., Hohne, N., 2013. Warsaw unpacked: a race to the bottom? *Climate Action Tracker*, Policy Brief. 20 November 2013. <http://climateactiontracker.org/publications/briefing/152/Warsaw-unpacked-A-race-to-the-bottom.html> (Accessed 12.12.13).
- IEA, 2013. *Tracking Clean Energy Progress 2013*. IES Input to the Clean Energy Ministerial. OECD and International Energy Agency, Paris.
- IPCC, 2005. *Carbon Dioxide Capture and Storage: Summary for Policymakers*, A Special Report of Working Group III of the Intergovernmental Panel on Climate Change. Montreal.
- IPCC, 2013. Summary for Policymakers, in: Stocker, T.F.; Qin, D.; Plattner, G.K.; Tignor, M.; Allen, S.K.; Boschung, J.; Nauels, A.; Xia, Y.; Bex, V.; Midgley, P.M. (Eds.) *Climate Change 2013: The Physical Science Basis*. Contribution of Working Group I to the Fifth Assessment Report of the Intergovernmental Panel on Climate Change. Cambridge University Press, Cambridge, United Kingdom and New York, NY, USA.
- Kates, R.W., Travis, W.R. and Wilbanks, T.J. 2012. "Transformational adaptation when incremental adaptations to climate change are insufficient," *PNAS*, Vol. 109, No. 19, 7156-7161.
- Nakhoda, S., Fransen, T., Kuramochi, T., Caravani, A., Prizzon, A., Shimizu, N., Tilley, H., Halimanjaya, A., Welham, B., 2013. Mobilising International Climate Finance: Lessons from the Fast-Start Finance Period. ODI. <http://www.odi.org.uk/publications/7987-mobilising-international-climate-finance-lessons-fast-start-finance-period> (Accessed 12.12.13).
- Olivier, J., Janssens-Maenhout, G., Muntean, M., and Peters, J., 2013. *Trends in Global CO₂ Emissions: 2013 Report*. Netherlands Environmental Assessment Agency.
- Peters, G., Andrew, R., Boden, T., Canadell, J., Ciais, P., Le Quere, C., Marland, G., Raupach, M. and Wilson, C., 2013. The challenge to keep global warming below 2°C. *Nature Climate Change*. 3, 4-6.
- Preston, B.L., Dow, K. and Berkhout, F. 2013. "The climate adaptation frontier," *Sustainability*, Vol. 5, No. 3, 1011-1035.
- Rogelj, J., McCollum, D., Neill, B., Riahi, K., 2013a. 2020 emissions levels required to limit warming to below 2°C. *Nature Climate Change*, 3, 405 – 412.

- Rogelj, J., McCollum, D., Riahi, K., 2013b. The UN's "Sustainable Energy for All" initiative is compatible with a warming limit of 2°C. *Nature Climate Change* 3, 545 – 551.
- Schaeffer, M., Hare, B., Rocha, M., Rogelj, J., 2013a. Adequacy and feasibility of the 1.5°C long-term global limit. Climate Action Network Europe. <http://www.climateanalytics.org/sites/default/files/attachments/news/Adequacy%20and%20feasibility%20of%201.5c%20long-term%20global%20limit%20-%20July%202013-v2.pdf> (Accessed 20.12.13).
- Schaeffer, M., Baarsch, F., Adams, S., de Bruin, K., De Marez, L., Freitas, S., Hof, A., Hare, B. 2013b. Africa's Adaption Gap: Technical Report. www.unep.org/roa/amcen (Accessed 20.12.13).
- Schipper, E.L.F. (2007) *Climate Change Adaptation and Development: Exploring the Linkages*, Working Paper 107, Tyndall Centre for Climate Change Research, Norwich.
- Stern, N., 2006. *Stern Review on the Economics of Climate Change*. London, HM Treasury.
- Tans, P., Keeling, R., 2014. Trends in Atmospheric Carbon Dioxide. National Oceanic and Atmospheric Administration Earth System Research Laboratory Global Monitoring Division; Scripps Institution of Oceanography. <http://www.esrl.noaa.gov/gmd/ccgg/trends/> (Accessed 25.02.14).
- UNEP, 2012. The Emissions Gap Report 2012. United Nations Environment Programme, Nairobi. <http://www.unep.org/publications/ebooks/emissionsgap2012/> (Accessed 12.12.13).
- UNEP, 2013. The Emissions Gap Report 2013. United Nations Environment Programme, Nairobi. <http://www.unep.org/publications/ebooks/emissionsgapreport2013/> (Accessed 12.20.13).
- UNEP, 2014. *Assessing Global Land Use: Balancing Consumption with Sustainable Supply*. A report of the Working Group on Land and Soils of the International Resource Panel. United Nations Environment Programme, Nairobi. <http://www.unep.org/resourcepanel/Publications/AreasofAssessment/AssessingGlobalLandUseBalancingConsumptionw/tabid/132063/Default.aspx> (Accessed 20.02.14).
- UNFCCC, 2007. *Investment and Financial Flows to Address Climate Change*. United Nations Framework Convention on Climate Change, Bonn.
- UN News, 2012. UN climate change talks begin in Doha with call to build on existing agreements. http://www.un.org/apps/news/story.asp?NewsID=43600#.UjGNAJ0y_g (Accessed 12.12.13).
- Van Vliet, J., van den Berg, M., Schaeffer, M., van Vuuren, D., den Elzen, M., Hof, A., Mendoza Beltran, A., Meinhausen, M., 2012. Copenhagen accord pledges imply higher costs for staying below 2°C warming. *Climate Change*, 113: 551-561.
- Warner, K., Van der Geest, K., Krefit, S., Huq, S., Harmeling, S., Kusters, K., de Sherbinin, A., 2012. Evidence from the Front Lines of Climate Change: Loss and Damage to Communities Despite Coping and Adaptation. United Nations University, Policy Report No. 9. <http://unu.edu/publications/policy-briefs/evidence-from-the-frontlines-of-climate-change-loss-and-damage-to-communities-despite-coping-and-adaptation.html> (Accessed 12.12.13).
- World Bank, 2010. *Economics of Adaptation to Climate Change*. The International Bank for Reconstruction and Development. World Bank, Washington.
- World Bank, 2012. *Turn Down the Heat: Why a 4°C Warmer World Must be Avoided*. World Bank, Washington, D.C.
- World Bank, 2013. *Turn Down the Heat: Climate Extremes, Regional Impacts, and the Case for Resilience*. A report for the World Bank by the Potsdam Institute of Climate Impact Research and Climate Analytics. World Bank, Washington, D.C.

If you no longer wish to receive this bulletin you can [unsubscribe](#) anytime. Information is regularly scanned, screened, filtered, carefully edited, and published for educational purposes. UNEP does not accept any liability or responsibility for the accuracy, completeness, or any other quality of information and data published or linked to the site. Please read our [privacy policy](#) and [disclaimer](#) for further information.